

LUNA[®] X5

SHAPING THE FUTURE OF CARE



Discover LUNA[®] X5

LUNA[®] X5 is designed for **discreet, elegant, and seamless integration** into any care environment. Its all-in-one concept (fixed, portable & multiple lifting capacity module) and **high lifting range** offer long-term flexibility.

Its **intuitive operation** simplifies daily use for caregivers and technical teams while **maximizing resident safety and comfort**.

Built for **durability and minimal maintenance**, LUNA[®] X5 **reduces total cost of ownership**. The unique ecodesign and the use of recycled aluminum tracks significantly reduce **environmental impact**.

Technical Specifications

Max. capacity: 150, 200 or 275 kg

Lifting range: 2500 mm

Weight: 5.2 kg without spreader bar

Measurements: Ø 320 x H 130 mm

Battery: 36V NiMH | **Charging:** 100–240V, 0.3A

Cover: High impact, moulded ABS

Noise:

- LwA during lifting/lowering without load is 49dB(A)
- LwA during lifting/lowering with 175 kg load is 53dB(A)

Charging time: Approx. 5 hours to fully charge empty battery

Lifting/lowering speed:

- 42 mm/sec. with 15–275 kg load
- 90 mm/sec. with 0–15 kg load

Number of lifts on a fully charged battery:

Approx. 85 lifting cycles with 90 kg

Protection class:

- Lifting module: IPX4
- Hand control: IPX7

Expected lifetime: 20 years or 30.000 lifts

5-year warranty

Key features and benefits



Unique and elegant

- **All-in-one lift:** fixed and portable mode with adjustable lifting capacities (150, 200, 275 kg) combined in one single product.
- **Unparalleled lifting height:** new system lift & bayonet design, with high reach lifting strap (2500mm).
- **In-Track Charging (ITC) capability:** Always ready for use and easy to retrofit



Simple, safe and smooth to use for enhanced care

- **Intuitive:** quick-reach emergency stop and emergency lowering button directly integrated to the hand control.
- **Embedded safety:** patented spreader bar hooks for safe attachment of slings. The spreader bar hooks are designed to close automatically under the resident's weight.
- **Staff adoption and usage monitoring:** service data tool enabling to extract real-time usage data (emergency stop usage, discharges, service, etc.).



The first system designed for sustainability

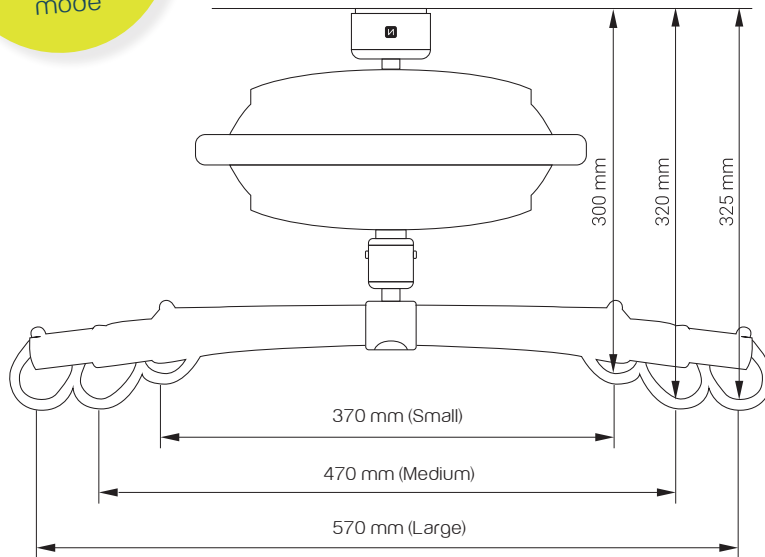
and reduced environmental impact.

- **Made of minimum 75% recycled aluminum**, reducing scope 3 carbon footprint by 66%.
- **Ecodesigned lift.**

LUNA[®] X5


Same
measurements
for both fixed
and portable
mode

Dimensions




Built to last for optimized Total Cost of Ownership and return on investment


- Durable, high quality and repairability components for reliability and low Total Cost of Ownership (TCO).
- Exclusive smart maintenance system for hand control: easily replaceable hook and cable.
- Fast lift maintenance, in less than 5 minutes with only 1 tool.
- Service indicator on the side panel.



Signature elegant & discreet design, enhanced with new generation features and benefits.



User friendly hand control with emergency stop button within reach and exclusive smart maintenance system



Wall charging station, designed so that the hand control stays in place.