













Comet

Alpine +





Robust and powerful, the Comet Alpine+ gives you the freedom to discover the great outdoors with minimal effort and in continuous comfort and safety.



Colours Available

- | | | | | |
|---|---|---|---|---|
|  |  |  |  |  |
| Jade Green | Sapphire Blue | Electric Blue | Garnet Red | Carmine Red |
|  |  |  |  |  |
| Crystal Copper | Luxor Beige | Ionic Chrome | Diamond Silver | Marble White |

Features

- | | | | |
|---|---|---|---|
|  | Seat
High Back
Contoured Captain
Seat with Electronic
Seat Riser |  | Weight Capacity
160kg
Bariatric Suitable |
|  | Wheels
4 Wheel |  | Lighting
LED Headlights,
Indicators, Hazard Lights |

Full Features

- Ability to Drive Across Various Terrains
- Powerful and Robust
- Superior Suspension System
- Electronic Seat Riser to Achieve Preferred Driving Height
- In-Built Splash Guards to Protect From Water and Dirt
- Directional Stability
- Automatic Speed Reduction When Driving Around Corners
- Clear, Easy to Read LCD Dashboard
- High Back Contoured Seat with Headrest
- Front Basket
- LED Headlights
- Hazard Lights / Indicators
- Excellent Outdoor Performance

Specifications

SPECIFICATIONS	INVACARE COMET ALPINE+
Backrest Width	51cm
Seat Depth	46cm
Floor to Seat Height	Minimum: 44cm, Maximum: 51cm
Backrest Height	63cm
Driving Unit Width	66.5cm - 68.5cm
Total Length	145cm
Empty Weight	143kg
Max User Weight	160kg
Battery Capacity	2 x 12-volt / 75Ah
Turning Radius	275cm
Max Climbable Obstacle Height	10cm
Ground Clearance	10cm
Maximum Safe Slope	10° Degrees
Maximum Driving Range ¹	58km
Maximum Driving Speed	10km/h
Motor	650 W / 1800 W

¹Driving range varies with the factors shown below:

- (a) The weight of the occupant
- (b) Level ground & ambient temperature
- (c) Battery condition / Type of charger
- (d) Driving Style

Warranty Information :

Scooters: 5 year warranty

Batteries and Chargers: 12 Months

Scooter Accessories: 12 months on all accessories

IMPORTANT : Always be sure to read your owner's manual thoroughly before operating your machine.

WARNING : Do not exceed 10km/ph on public roads or paths.