



POOL HOISTS

Pool Hoists
Hydrotherapy
Changing Rooms
Accessible Bathroom

POOL HOISTS



Pelican Pool & Spa Hoist - Have the freedom to be active and enjoy the water!

Designed and manufactured in Australia, it's tested in accordance with ASA 3581. The Pelican Pool & Spa Access Hoist allows a person with any disability to have access to both above and below ground spas, swimming & Hydrotherapy pools - without manual lifting needed. It's suitable for use in public pools, leisure centres, private homes, nursing homes and schools.

The unit can be mobile or fixed permanently at the edge of the pool or spa and is easily installed on the pool deck by a handy person / tradesperson, or alternatively we can arrange installation for you. At Active Mobility, we understand that all pools are different, so we will work with you to ensure the Pelican Pool and Spa Hoist is made to meet your needs. Freedom for everyone to use the pool regardless of disability.

Complies with Disability Discrimination Act (Access to Premises – Buildings) under the Building Code of Australia.

ALSO AVAILABLE: PLATFORM LIFT (Meets Access to Premises Standards 2010 for pools greater than 70m perimeter)

FEATURES

- Easily wheeled from one area to another for multiple use and or storage (mobile unit)
- No manual lifting required
- Press button hand switch operation
- Standard lifting capacity 150kgs and 200kg
- Cover included
- Easily installed

SPECIFICATIONS


- **Safe Working Load:** 150kg / 200kg
- **Batteries:** Linak – 24v re-chargeable battery
- **Rotation:** Manual – 360 degrees. Power rotation available.
- **Total Weight:** From 60kg
- **Floor Mounting Plate:** 450 diameter
- **Construction:** Stainless Steel, powder coated to colour of choice
- **Hand control:** Linak - push button
- **Installation:** Anchored to pool deck with Stainless Steel anchors and eye bolts

SEATING OPTIONS

- Floating sling
- Solid plastic seat for clients with upper body control
- **Pelican Wheelchair** - a great option as it can be used around the pool area
- Platform lift

OPTIONAL EXTRAS

- Power rotation - push button operation



Kingfisher Pool Hoist- Independence and access to the water! Compact and adaptable.

The Kingfisher Pool Hoist, designed and manufactured in Australia, will allow access to a pool where traditional methods are not able to be used. Designed in close consultation with Occupational Therapists and other industry professionals, the Kingfisher Pool Hoist is a simple and safe operation that is both comfortable and dignified.

The Kingfisher is ideal for home pools, retirement villages and hotels, plus more. It is user-operated and secured to the pool deck easily. Perfect for people with upper body control and those who can self transfer. The Kingfisher was recently the hoist of choice of the 2018 Commonwealth Games Athletes Village.

The Kingfisher Pool Hoist has a Safe Working Load (SWL) of 150kg, rechargeable Linak 24v battery, floating hand control, load bearing lift-up arm rests for ease of transfer, removable and adjustable foot rest, flip up seat for storage, wheel away transport trolley option for storage, lap belt for safety, left or right side mounting, extra heavy duty Linak Actuator with emergency lifting.

SPECIFICATIONS

- **Lifting Capacity:** SWL 150kg
- **Total Weight:** 48kg (without the battery)
- **Max- Dec to water level:** Up to 250mm
- **Max- Set Back:** 500mm
- **Stow away size:** H 1230 x W 550 x D 400
- **Seat size:** 400mm x 400mm
- **Back rest size:** 400mm 300mm
- **Foot rest size:** 300mm x 150mm (can be modified)
- **Powder coated:** White
- **Manufactured to Australian Standard**

STANDARD INCLUSIONS

- Lift up arm rests
- 24v Battery
- Battery charger
- Battery cover
- Hand control
- Seat belt
- All weather cover
- Mounting kit

OPTIONAL ACCESSORIES

- Foot rest
- Chest strap
- Transport trolley

MATERIALS

- **Base Plate:** 316g Stainless Steel
- **Lifting Frame:** 316g & 304g Stainless Steel
- **Actuator:** Linak
- **Battery:** Linak
- **Control Box:** Linak
- **Floating Hand Control:** Linak
- **Seat:** High Density Polyethylene
- **Seat Belt:** Interwoven nylon/polyester
- **Foot rest:** High Density Polyethylene

POOL HOISTS



Reval Pool Lift- Deluxe pool access system.

The Reval Poolside Hoist takes the strain out of hydro transfer and enables all users, irrespective of their degree of mobility, to enter the pool quickly, easily and safely. Installed in any pool environment with a solid floor, the Reval Poolside Hoist may be adapted to incorporate a chair or stretcher system, significantly reducing manual handling risks for caregivers and providing a safer environment for patients.

The Reval Pool Lift is a deluxe pool access system allowing autonomous access to the pool thanks to the rotation system and the electrical hi-lo, which is piloted by a pneumatic remote control.

The Reval Pool Lift is fixed to the ground, meaning this pool hoist allows the safe transfer of disabled people into chairs or laying down on a stretcher.

SPECIFICATIONS

- **Lifting Capacity:** SWL 150kg
- **Total Weight:** 130kg
- **Max. immersion of the patient:** 63cm
- **Lifting range:** 160cm
- **1 electric actuator:** (24Vcc - IP66) stroke 300mm
- **Adjustable rotation:** 360°
- **Steel frame anti-corrosion coated, galvanized and painted**
- **Covers in white polyester**
- **Arm and submersible parts in stainless steel (316L)**

STANDARD INCLUSIONS

- 2 batteries (12V - 8A/h)
- 1 battery level indicator
- Tension indicator 'ON' light
- 1 recharger (24V - 1000mA), recharge time: 6 hours
- Powered or manual rotation

SAFETY DEVICES

- Submersible pneumatic control
- Emergency stop button
- Anti-entrapment device
- Emergency rise and lower buttons
- Rotation cut out device for anti-impact and entrapment



CEILING HOISTS



Overhead lifting systems for diverse patient-centred projects.

Unquestionably the most efficient and cost effective way to transfer patients is with overhead lifting systems. Dedicated to restoring mobility to as many Australians as possible, we carry a wide selection of ceiling hoists to suit varying needs and situations. Overhead patient lifting hoists are an integral part of modern healthcare design, enabling safe and efficient transfer of persons with a range of physical disabilities. We bring some of the world's best lifting hoists to your facility.

MONARCH CEILING HOIST

The Monarch Fixed Ceiling Hoist is a complementary product to other products for individuals with mobility challenges. It is designed for use by caregivers and health professionals to lift and transfer a person in a homecare

Range includes:

- Fixed with Manual or Powered Traverse
SWL: 200kg or 270 kg)
- Portable Ceiling Hoist
SWL: 200kg)

LUNA CEILING HOIST

The Luna overhead tracking hoist is unique in making a track hoist into a flexible technical aid. Luna can be mounted in different positions on the track and may be changed at will to suit varying care needs

Range includes:

- Fixed Ceiling Hoist
SWL: 200kg or 275kg
- Portable Ceiling Hoist
SWL: 200kg or 275kg

FREEWAY CEILING HOIST

Our range of Hydrotherapy slings have been developed to allow even the severely disabled to enjoy the benefits of this kind of therapy.

MOBILE LIFTERS

Neos 150 Folding Lightweight Hoist



The Neos 150 offers electric raise and lower powered by Linak and foot pedal control for base width adjustment. This lifter has strong and comfortable handles for easy manoeuvring. Quick release folding structure enables lift to be conveniently folded for storage and transfer.

Equipped with 75mm front castors and 100mm lockable rear castors. Easy access emergency lowering devices. Anti-entrapment feature - lowering of boom stops on resistance.

SPECIFICATIONS

- **Safe Working Load:** 150kg
- **Base Length:** 1290mm
- **External Base Width Closed:** 615mm
- **External Base Width Open:** 965mm
- **Internal Base Width Closed:** 550mm
- **Internal Base Width Open:** 890mm
- **Base Width Adjustment:** Manual
- **Under Bed Clearance:** 135mm
- **Minimum Height Yoke:** 410mm
- **Maximum Height Yoke:** 1650mm
- **Average Lift Range:** 1240mm
- **Lifter Weight:** 35kg
- **Minimum Storage Height:** 1370mm
- **Under Base Height:** 72mm
- **Maximum Hoist Reach:** 880mm
- **Minimum Hoist Reach:** 440mm
- **Hoist Reach at Maximum Height:** 450mm

Molift Smart 150 Portable Hoist



The Molift Smart 150 is a lightweight, portable patient lifter designed to be easily wheeled and transported. It is ideally suited for use in home care, for travelling, transporting in a car or to be easily stored.

With a lifting range of 27 – 168 cm the Smart 150 provides an excellent maximum lifting height and at the same time gets low enough to facilitate lifting from the floor.

SPECIFICATIONS

- **Weight:** 150kg
- Separated, part 1:13kg
- Separated, part 2:13kg
- **Length:** 120cm
- **Width chassis/legs outer:** 660mm
- **Width open legs inner:** 925mm
- **Leg height:** 110mm
- **Battery:** NiMH 14.4V – 2.2Ah
- **Battery charge time:** 3 hours
- **Hoisting height:** 270–1665mm
- **Hoisting Speed:** 6 cm/sec
- **Hoisting interval:** 1410mm
- **Rated performance:**
40 hoists at: 75kg and 500mm
- Service software Included
- **Maximum user weight:** 150kg
- **Material:** Aluminium, steel

Active Mobility Systems offers the largest variety of lifting slings for sale, giving the carer an easy solution when lifting and transferring residents/ patients. A lift can be specifically tailored according to the mobility level of the resident/ patient and the purpose of the lifting manoeuvre.

Active Mobility Systems offers the largest variety of lifting slings for sale, giving the carer an easy solution when lifting and transferring residents/ patients. We carry slings from the world's original replacement sling manufacturer Silvaley and renowned Australia patient lifting and handling equipment manufacturer Allegro Concepts.

As an ISO-certified company, we uphold the highest standards in product supply and service delivery.

GENERAL PURPOSE SLINGS

General Purpose Slings are designed to be simple and safe for use in both home and institutional patient lifting

Range includes:

- General Purpose Slings
- General Purpose with Head Support Slings

CARE SLINGS

Hygiene Slings are designed for showering, bathing and toileting. They are developed to suit the majority of lifters so they can be used either at home, institution or hospital.

Range includes:

- Care Slings
- Care with Head Support Slings
- Toileting Slings
- High Easy Toileting Slings

HYDROTHERAPY SLINGS

Our range of Hydrotherapy slings have been developed to allow even the severely disabled to enjoy the benefits of this kind of therapy.

Range includes:

- Floatation Slings
- Birthing / Pool Evacuation Sling

MANUAL TRANSFER

PELICAN POOL CHAIR



The **Pelican Pool and Wet Area Chair** is a lightweight, rustproof, self propelled wheel chair designed to be fully immersed in salt, chlorinated or fresh water pools and in showering facilities. Being lightweight and made from quality furniture grade PVC this chair is recommended to avoid OHS complaints. When used in hot environments or exposed to the sun, it will not absorb the heat thus preventing accidental burns.

SPECIFICATIONS

- **Seat Height:** 53cm
- **Seat Width:**
48cm (from outer edge of seat frame)
Bariatric 54cm (from outer edge of seat frame)
- **Chair Height:** 100cm
- **Chair Width:** 70cm / 77cm
- **Chair Length:** 80cm
- **Seat Depth:** 47cm
- **Back Rest Height:** 47cm
- **Weight:** 15 kg
- **SWL:** 120-150kg / Bariatric 200kg

NEOPRENE SAFETY GRAB BELT



The **Hydrotherapy Belt** is used in a similar fashion to a patient belt; as grabbing a patient or end user under the arm or by the shoulders, head or neck in a wet environment in order to prevent, brace or move a patient/ end user could result in many different scenarios not least damaging to the patient and carer. This belt is often used along with various flotation devices and is an essential part of a hydrotherapist's, rehabilitation and physiotherapist's safety kit.

SPECIFICATIONS

- **Functional Independence Measure (FIM):**
Assesses physical and cognitive disability. This scale focuses on the burden of care- the level of disability indicating the burden of caring for them.
- **Mobility:**
 1. **Transfers** - Bed/ Chair/ Wheelchair
 2. **Transfers** - toilet
 3. **Transfers** - bathtub/shower
 4. **Transfers** - car
 5. **Locomotion** - walking/wheelchair
 6. **Locomotion** - stairs

Accessible Bathrooms



“Sometimes you just need to change one thing to open up a world of possibility...”

CHANGE TABLES

Changing tables are an indispensable aid to carers when assisting the elderly and disabled as well as special needs children. They help keep both the patient and the carer safe and comfortable. For the patient, change tables provide a comfortable, sanitary and stable space for assisted changing. For carers, they provide a convenient and reliable platform that helps reduce the risk of injuries.


OUR RANGE OF CHANGING TABLES

Active Mobility provides change tables suitable for private use, community centres, nursing homes, swimming pool change rooms, schools and healthcare facilities. We have tables for all ages and all our tables offer exceptional durability and have smooth surfaces for patient comfort.

WALL MOUNTED CHANGE TABLES

Wall Mounted Change Tables enable users with poor sitting balance to be ergonomically positioned and changed. These height adjustable change tables are user-friendly, perfect for small places. When folded up, it needs very little space and leave the room free for other users.

Wall Mounted Change Tables are great equipment for schools, home, sports and special needs facilities, disabilities accommodation use. These tables are part of Changing Places Concept.



FREESTANDING CHANGE TABLES

Our Freestanding (Floor) Change Tables exceed all expectations. The adult Change Table is long enough and wide enough to suit majority of clients. Junior Change Tables are suitable for small and growing children, the cot ends can be used to extend the top.

Both, adult and junior Change Table includes 4 individually braked wheels that make moving tables easy without compromising stability in use.



Enabling bathrooms by Active Mobility features fittings in a range of styles from contemporary to traditional designs and in a variety of materials.

SHOWER TROLLEYS

Shower trolleys may be useful for people who are confined to bed and require a carer to assist them with showering. The trolley can be fully or partially reclined, and wheeled between rooms.

Bathroom shower trolleys are portable and can easily be wheeled from one destination to another. As such they can be used to transport a user from their bed to the bathroom. Shower trolleys also feature height-adjustable frames to make getting in and out of the trolley easy. These can be either electronically or hydraulically controlled.


While offering safety to the user, these trolleys can also reduce the risk of injury to the caregiver. By allowing the carer to work at a comfortable height and avoid bending, bathroom and shower trolleys can help eliminate fatigue and strain.



WALL MOUNTED SHOWER STRETCHERS

The shower stretcher enables persons with a poor sitting balance to be ergonomically washed under running water.

The shower stretcher is attractive, user-friendly, and easy-to-maintain. The shower stretcher is safe for both the patient and the user.



ACCESSORIES

Fitting and fixtures for accessible bathrooms are traditionally clinical in design and appearance, with an emphasis on stainless steel as the primary construction material. Active Mobility offers products of elegant form and excellent function in keeping with an ethos of creating 'homes' not 'institutions'.

BATHROOM RAILS

Grab rails are available in multiple sizes and configurations to meet the needs of the individual clients as well as compliance with accessibility standards. Both fixed and drop down models have the option of round or elliptical tubing - the latter being for improved grip. Surface finishes include epoxy coating in various colours, chrome-plating, SOFT grip, Cu+ copper and traditional stainless steel.



SHOWER CHAIRS

Shower chairs are suited for those who require additional back support or for those who have poor balance and cannot stand for long periods in the shower. Shower chairs are height adjustable and available with or without armrests. A shower stool offers comfort and stability in smaller spaces, while a wall mounted folding chair offers convenience in shared spaces.



SHOWER SEATS

Shower seats allow persons with limited or no capacity to stand to shower safely without the need for bulky mobile equipment. Active Mobility Systems offers numerous designs with features such as height adjustability, folding function and warm-to-touch polypropylene seats.



Without Accessible Bathrooms carers are forced to choose between changing their loved-ones on the floors of public toilets or being confined to the four walls of their home. Accessible Bathrooms are different to standard accessible toilets as they have extra features and more space to meet these needs.



Standard accessible toilets do not meet the needs of all people with a disability or their carers. People with profound and multiple learning disabilities, as well as spinal injuries, spina bifida, motor neurone disease, multiple sclerosis or an acquired brain injury, often need extra facilities to allow them to use the toilets comfortably.

The Accessible Bathroom initiative advocates for the installation of “Changing Places” toilets in key community spaces across metropolitan and regional Australia. This includes: **Shopping centres, Train stations, Aquatic centres, Sporting and recreational complexes, Cultural facilities and tourist attractions, Parks, Civic centres, Airports, Hospitals and more.**


EACH ACCESSIBLE BATHROOM PROVIDES:

- A height adjustable adult-sized change table
- A tracking hoist system
- Enough space
- Safe and clean environment

ACCESSIBLE BATHROOM FEATURES:

- Room coverage Ceiling Hoist
- Accessible WC, including backrest and lift up grab rails
- Adjustable height Change Table
- Disposable change table cover dispenser
- Integrated Wash Hand Basin
- Hand dryer
- Rubbish bin
- Wall mounted privacy curtain
- Soap dispenser
- Clothes hook
- Large sling hook
- Automatic door control

HYDROTHERAPY



REVAL BUTTERFLY

Hydrotherapy Pool


The Reval Tonic Hydrotherapy Pool is at the cutting edge of rehabilitation hydrotherapy. Available in several sizes, it has a full length level access platform that lowers into the pool to a suitable depth. The pool incorporates a dynamic hydro flow system, and a water current control function which allows the patient to exercise in moving water; helping build movement, muscle tone and strength.



REVAL TONIC

Swim and gym in one

The Reval Butterfly Pool provides relaxation for up to four people. It is a cost effective solution when upgrading your facility because it is a surface mounted pool that can be installed virtually anywhere. Designed to stand alone, it allows the caregiver 360 degree access and comes with a stainless steel surrounding handrail for safety. A range of accessories and access solutions complement the Reval Butterfly Pool.



BALNAEO POOL

Therapy at its most flexible


The Balnaeo Hydrotherapy Pool is a made to measure pool system. Clients can specify their requirements and Reval will meet their functional and architectural needs. Supplied with a specifically designed plant room, the Balnaeo assures properly calibrated filtration and chlorination, making routine pool maintenance easy. The pool is available in variable depths, and with full or sectioned inbuilt hydrotherapy systems. Several in-pool apparatus are available to support a range of therapy and exercise regimes.



IN-POOL EXERCISE & PARALLEL BARS

Ideal for underwater physiotherapy and exercise routines, our in-pool exercise bars can be used with many techniques and exercises that strengthen and build muscle tone. Made from high quality stainless steel, the exercise bars are perfectly designed for rehabilitation work, and are easily repositioned along the poolside for exercising at different water depths.

Alternatively, our in-pool parallel bars can accommodate multiple users. With an option of one or two walking lanes, the parallel bars are fixed to the pool floor, providing submerged support for load bearing exercises and can be manufactured to specific requirements.




IN-POOL EXERCISE CHAIR

Our in-pool exercise chair is a useful underwater aid. The submerged seat can be easily repositioned along the pool's side rail, easily allowing those with posture control challenges to follow exercise routines without the need to stand or swim.




HYDRO-MASSAGE LANCE

For direct muscle stimulation and improved circulation, our submersible hydro-massage lance assist underwater physiotherapy routines. The temperature is set to a comfortable 36 degree, while the water jet intensity and pattern can be adjusted when working on particular parts of the anatomy.



IN-POOL STEPS

Built to any width or height (in accordance with regulations), our poolside and in-pool steps are made from high grade stainless steel. Offer a safety handrail and easy clean, removable, polyurethane walking surfaces.



AQUA CHAIR & STRETCHER

Operated by a user-friendly waterproof hand control, the poolside hoist smoothly and quietly lifts the aqua stretcher or chair, leaving the chassis and wheels at the poolside. When submerged the stretcher platform tilts, easing the patient into the water weightlessly and with little effort. The pool stretcher may also be used in conjunction with our level access platform.

Both have easy clean surfaces, the aqua chair has a comfort moulded seat and the aqua stretcher has a padded mattress and fold-down safety sides.





Active Mobility

Active Mobility Systems

Unit 8, 110-120 Silverwater Rd., SILVERWATER NSW 2128

P: 02 9649 2111 **F:** 02 9649 8506

W: www.activemobility.com.au **E:** sales@activemobility.com.au

