



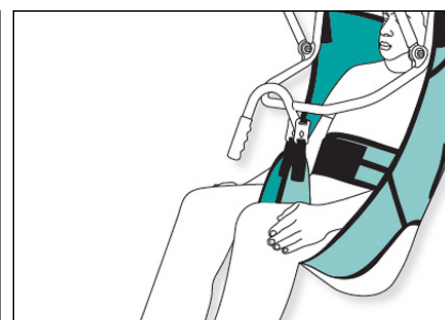
Active Mobility



Specialised Slings



Slings



Custom Slings

Lifting Slings

GENERAL PURPOSE SLINGS



General Purpose Slings

General Purpose Slings are designed to be simple & safe to use for both home & institutional patient lifting. The slings are manufactured from polyester fabric or mesh (suitable for bathing) with internal padding in pressure areas. These slings utilise webbing attachment loops, which are colour coded for sizing to allow easy sling selection & identification. General Purpose Slings are used only with lifting hoists fitted with a yoke attachment.

**Recommended for general lifting*

Specifications

SWL	300kg
Material available	Fabric or Mesh
Sizes	XS, S, M, L, XL, XXL, Custom
Compatible with	Standard yoke, 3-point yoke, 4-point yoke



General Purpose Slings with Head Support

General Purpose Slings with Head Support are designed to be simple & safe to use for both home & institutional patient lifting. These slings are easily fitted to a patient in bed or a chair, providing excellent upper body & head support. Webbing loops of varying lengths are provided at each connection point to allow a lay back posture for the patient or, by using the shortest loops, a higher lift. These slings are used only with lifting hoists fitted with a yoke attachment.

**Recommended for lifting from the floor & general lifting of less secure patients*

Specifications

SWL	300kg
Material available	Fabric or Mesh
Sizes	XS, S, M, L, XL, XXL, Custom
Compatible with	Standard yoke, 3-point yoke, 4-point yoke

GENERAL PURPOSE SLINGS

Deluxe Leg Slings



Deluxe Leg Slings are designed to provide maximum support to hips & thighs. These slings are simple & safe to use for both home & institutional patient lifting. The slings are manufactured from polyester fabric or mesh (suitable for bathing) with internal padding in pressure areas. These slings utilise webbing attachment loops, which are colour coded for sizing to allow easy sling selection & identification. Webbing loops of varying lengths are provided at each connection point to allow a lay back posture for the patient or, by using the shortest loops, a higher lift.

** Recommended for patients with compromised hip joints & amputee*



Specifications

SWL	300kg
Material available	Fabric or Mesh
Sizes	S, M, L, Custom
Compatible with	Standard yoke, 3-point yoke, 4-point yoke



Universal Deluxe Slings

The Universal Deluxe Sling has been designed with shaped leg sections specifically offering a greater support to hip and thigh. Easy application sling used for general transfers.

Good for active users and those with asymmetrical body shapes. Comes with back and leg support as well as optional extras such as head, waist or chest support and hip tapes. When used with hip tapes, pressure is reduced behind the knee and hip areas.



Specifications

SWL	220kg
Material available	Polyester, Mesh, Silva Quick-2-Apply
Sizes	XXS, XS, S, M, L, XL, XXL
Compatible with	Loop fixing spreader bar

GENERAL PURPOSE SLINGS



Fastfit Padded Leg Slings

Full body general patient transfer sling suitable for a range of patient scenarios. Transfer sling with divided leg can be used in a hammock position. Comes with back and leg support as well as optional extras such as head padding to provide greater comfort on transfer. Mesh version is great for bathing.

Specifications

SWL	220kg
Material available	Polyester, Mesh, Silva Quick-2-Apply
Sizes	XS, S, M, L, XL
Compatible with	Loop fixing spreader bar



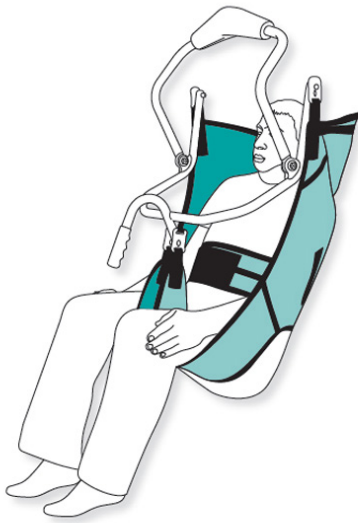
Fastfit Deluxe Slings

Full body supporting patient transfer sling with divided leg is suitable for a wide range of patient scenarios. Leg sections have been shaped to allow for additional support to the thigh and hip area. Small aperture for some toileting. Can be used in a hammock position. Comes with back and leg support as well as optional extras such as chest or waist support and hip tapes. This sling is particularly suited for patients with arthritis and/or hip issues. Suitable for geriatric patient transfer as well as general patient transfers.

Specifications

SWL	220kg
Material available	Polyester, Mesh, Silva Quick-2-Apply
Sizes	XS, S, M, L, XL
Compatible with	Loop fixing spreader bar

Pivot Care Slings



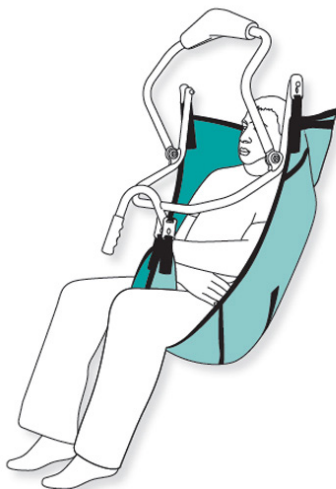
The **Allegro Pivot Care Sling** are excellent for transfers onto a toilet as they provide an open area from the middle of the back to the middle of the thigh. These slings allow easy removal of clothing for toilet transfers. The slings are manufactured from polyester fabric or mesh (suitable for bathing) with internal padding in pressure areas. These slings utilise webbing attachment loops, which are colour coded for sizing, allowing for easy sling selection and identification. Webbing loops of varying lengths are provided at each connection point to allow a lay back posture for the patient or, by using the shortest loops, a higher lift. Allegro Pivot Care Slings are used with hoists fitted with a pivot attachment.



Specifications

SWL	200kg
Material available	Fabric or Mesh
Sizes	XS, S, M, L, XL, XXL, Custom
Compatible with	Pivot frame

Pivot Slings



Pivot Slings are required for use with Pivot frame attachments. The slings are manufactured from polyester fabric or mesh (suitable for bathing). These slings allow the patient to be lifted in either a sitting or lying position, ideal for lifting on & off a bed or the floor. The unique pivot with anti-lock at the end of the boom allows the whole frame to be rocked back & forward to assist correct positioning of the patient. The frame spreads the sling attachment points to ensure the patient's hips are not excessively flexed, avoiding the discomfort obese patients sometimes experience with standard slings.

** Recommended for general lifting, especially for the larger patients*



Specifications

SWL	200kg
Material available	Fabric or Mesh
Sizes	XS, S, M, L, XL, XXL, Custom
Compatible with	Pivot frame

PIVOT SLINGS



High Easy Slings

High Easy Slings with universal clip. The full body sling transfer is a slightly reclined position and is extremely comfortable and supportive, featuring additional padding on the leg sections.

The universal clip allows for greater hoist compatibility and is suitable for use on stud/clip fixing spreader bars. Simple click on and click off action giving a secure lift to both caregiver and end user.

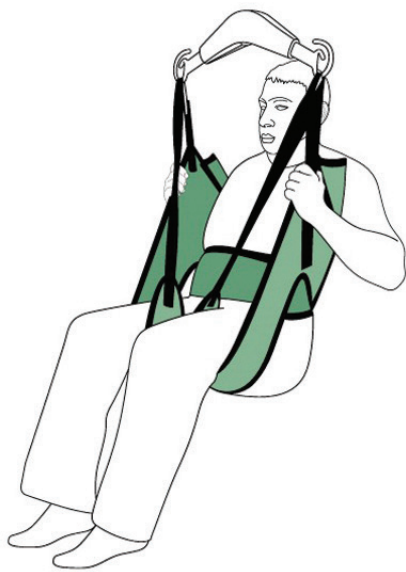
Also available in loop and dual fixing options.

** Recommended for general lifting, especially for the larger patients*

Specifications

SWL	220kg
Material available	Polyester, Mesh, Silva Quick-2-Appl
Sizes	XS, S, M, L, XL
Compatible with	Clips, Loops and Dual spreader bar

Care Slings

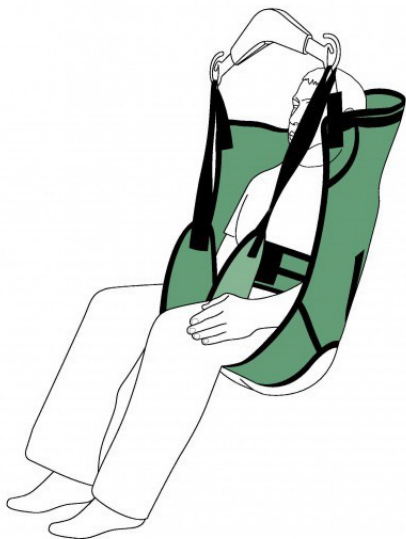


Care Slings are excellent for transfers onto a toilet as they provide an open area from the middle of the back to the middle of the thigh. The slings are manufactured from polyester fabric with internal padding in the pressure areas. These slings utilise webbing attachment loop, which are colour coded for sizing to allow easy sling selection and identification. Webbing loops of varying lengths are provided at each connection point to allow a lay back posture for the patient or, by using the shortest loops, a higher lift. Allegro Care Slings are used only with lifting hoists fitted with a yoke attachment.

**Recommended for general toilet transfer*

Specifications	
SWL	300kg
Material available	Fabric
Sizes	S, M, L, XL, XXL, Custom
Compatible with	Standard yoke, 3-point yoke, 4-point yoke

Care Slings with Head Support



Care Slings are excellent for transfers onto a toilet as they provide an open area from the middle of the back to the middle of the thigh. These slings allow easy removal of clothing for toilet transfers. The slings are manufactured from polyester fabric or mesh (suitable for bathing) with internal padding in pressure areas. These slings utilise webbing attachment loop, which are colour coded for sizing to allow easy sling selection and identification. Webbing loops of varying lengths are provided at each connection point to allow a lay back posture for the patient or, by using the shortest loops, a higher lift. Allegro Care Slings are used only with lifting hoists fitted with a yoke attachment.

**Recommended for general toilet transfers for the less secure patient*

Specifications	
SWL	300kg
Material available	Fabric
Sizes	S, M, L, XL, XXL, Custom
Compatible with	Standard yoke, 3-point yoke, 4-point yoke



Toileting Slings

The Silvalea Toileting (Convenience) Sling with padded rolls has been designed with maximum comfort in mind. The addition of under arm padded rolls as well as being fully padded throughout, offers greater patient comfort. Used for dressing and toileting, this sling is suited to those with good upper body control. This dressing/toileting sling features a waist support with side release buckle for additional support and safety. As with all dressing slings due to the aperture, this sling must be fitted correctly and full patient risk assessment should be carried out.

Specifications

SWL	220kg
Material available	Polyester or Mesh
Sizes	XS, S, M, L, XL, XXL
Compatible with	Loop fixing spreader bar



High Easy Toileting Slings

High Easy Toileting (Convenience) Sling deep back support sling with integral head support. Padded under arm rolls, padded leg sections supplied with Velcro waist support, side release buckle and clip fixings suitable for stud fixing spreader bars. Large opening around lower body ensures hygienic toileting and makes clothing changes easier. Quick to fit, this sling is extremely comfortable. The High Easy Convenience sling transfers in a slightly reclined position for those with limited head, trunk or hip control, keeping arms on the outside of the sling. Featuring the universal clip fixing allows for greater hoist compatibility and is suitable for use on stud/clip fixing spreader bars.

Specifications

SWL	220kg
Material available	Polyester or Mesh
Sizes	S, M, L, XL, XXL
Compatible with	Clip fixing spreader bar

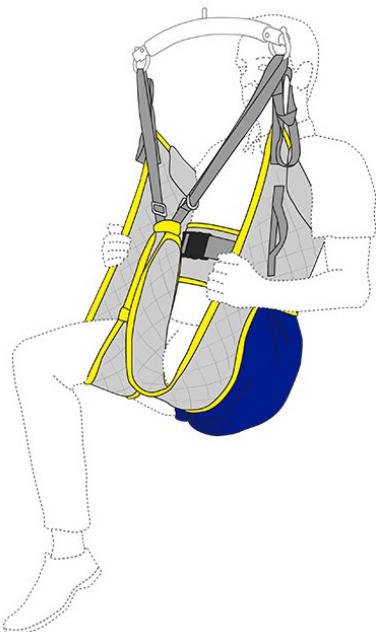
Amputee Slings



Amputee Slings are recommended for lifting patients with high level amputations. These slings incorporate a head support & a commode aperture, providing a safe & secure lift, while maintaining full functionality. Designed to be simple & safe to use for both home & institutional patient lifting, these slings are manufactured from polyester fabric or mesh (suitable for bathing) with internal padding in pressure areas. These slings utilise webbing attachment loops, which are colour coded for sizing to allow easy sling selection & identification. Webbing loops of varying lengths are provided at each connection point to allow a lay back posture for the patient or, by using the shortest loops, a higher lift.

Specifications

SWL	300kg
Material available	Fabric or Mesh
Sizes	M, L, XL, Custom
Compatible with	Standard yoke, 3-point yoke, 4-point yoke

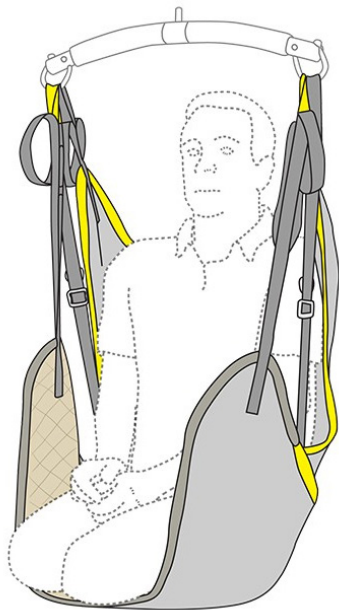


Amputee Pocket Slings

Amputee Pocket Sling is an adapted version of the Silvalea Convenience Sling with padded rolls. This sling has all the benefits of a convenience sling but is suitable for both single and double amputee users where the amputation occurs above the knee. The leg tapes are adjustable with sliders making this sling suitable for high or through hip amputations. With maximum comfort in mind this sling was designed with the addition of under arm padded rolls, full padding throughout as well as soft towel lined pocket(s). Used for dressing and toileting, this sling is suited to those with good upper body control. This dressing/ toileting sling features a waist support with side release buckle for additional support and safety. As with all dressing slings, due to the aperture, this sling must be fitted correctly and full patient risk assessment should be carried out.

Specifications

SWL	220kg
Material available	Polyester or Mesh
Sizes	XS, S, M, L, XL
Compatible with	Loop spreader bar

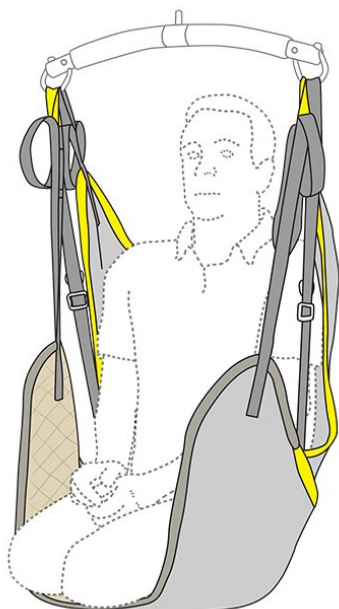


Hammock Slings

Hammock slings are a full body sling with the back of the sling situated below the shoulder line. It needs to be applied while the patient is on the bed. The shape of the slings allow for a good fit when used in a standard wheelchair. These slings can be used as an in-situ sling when manufactured in the appropriate fabric. The slings are available with or without a commode aperture.

Specifications

SWL	220kg
Material available	Polyester or Mesh
Sizes	XS, S, M, L, XL
Compatible with	Loop spreader bar



High Easy Slings

The Amputee High Easy Sling comes with universal clips. This sling is based on the High Easy Transfer Sling with the addition of either a commode filler or bridge, making this style suitable for any length of amputation. The bridge option provides small access for those end users who require toileting.

Ideally suited for general transfers or users with poor tone and high amputations. The full body sling features a head support as standard to allow transfers in a slightly reclined position if needed. It is extremely comfortable and supportive, featuring additional padding on the leg sections.

Specifications

SWL	220kg
Material available	Polyester, Mesh, Silve Quick-2-Apply
Sizes	XS, S, M, L, XL
Compatible with	Loop spreader bar

Junior Slings



Junior Slings provide easy fitting & good support for children or small adults. Removable bracing & gusseted base section provide maximum support. Designed to be simple & safe to use for both home & institutional patients, these Junior slings are manufactured from polyester mesh (suitable for bathing) with internal padding in pressure areas. These slings utilise webbing attachment loops, which are colour coded for sizing to allow easy sling selection & identification.

Webbing loops of varying lengths are provided at each connection point to allow a lay back posture for the patient or, by using the shortest loops, a higher lift.

Specifications

SWL	300kg
Material available	Mesh
Sizes	XS, S, M, Custom
Compatible with	Standard yoke, 3-point yoke, 4-point yoke



Manual Transfer Slings

The Paediatric Manual Transfer Sling is designed for tight/inaccessible situations where a sling hoist is not practical such as tight aisles in aircraft. Handles are provided around the edge of the sling body allowing for the caregiver(s) to lift the end user comfortably and efficiently for short periods of time.

The commode aperture is closed with a soft towelling pocket. It has a modesty and zip across the leg pieces, which helps to prevent the leg sections from splaying apart during transfer. Waist support with side release buckle for additional user security.

Specifications

SWL	220kg
Material available	Polyester, Silva-Superfine PLUS
Sizes	XXS, XS, S, M, L

PAEDIATRIC SLINGS



Rachel Harness

The Silva Rachel Harness is a lightweight mesh harness designed to assist with supporting the user during sitting or standing & can be worn at all times. It features detachable tapes to allow more freedom for the user. When hoisting is required the colour-coded tapes can be easily attached. The harness is excellent for encouraging natural patterns of movement, providing support to improve standing tolerances & to assist with promoting independent transfers. It also helps to reduce moving & handling tasks. It is extensively used in special schools with children with conditions including CP, spastic quadriplegia, global developmental delay etc.

Specifications

SWL	220kg
Material available	Mesh
Sizes	XXS, XS, S, M, L
Compatible with	Loop fixing spreader bar




Tinkham Slings

The Silva Tinkham Slings are designed to meet the needs of the most challenging of users and are particularly suitable for users with strong extensor patterning & those with active movement. The features incorporated within the sling are designed to help control the users movement keeping them safe and within the sling whilst the transfer takes place. It is a fully supportive divided leg sling and features a wrap around thoracic section, designed to fit firmly around the body, with universal buckle which allows the user to 'wear' the sling. It features a soft padded neck roll and head support. Hip tapes supplied as standard with provision for a 2nd set of hip tapes. Two modesty straps supplied, one alongside the inner leg tape and one across the width of the leg.

Specifications

SWL	220kg
Material available	Polyester, Mesh, Silva-Superfine PLUS
Sizes	XXS, XS, S
Compatible with	Loop fixing spreader bar

Standing Slings




The Silva Tinkham Slings are designed to meet the needs of the most challenging of users and are particularly suitable for users with strong extensor patterning & those with active movement. The features incorporated within the sling are designed to help control the users movement keeping them safe and within the sling whilst the transfer takes place. It is a fully supportive divided leg sling and features a wrap around thoracic section, designed to fit firmly around the body, with universal buckle which allows the user to 'wear' the sling. It features a soft padded neck roll and head support. Hip tapes supplied as standard with provision for a 2nd set of hip tapes. Two modesty straps supplied, one alongside the inner leg tape and one across the width of the leg.

Specifications

SWL	220kg
Material available	Fabric
Sizes	M, L, XL, Custom
Compatible with	Clip and Loop



Super Soft Standing Slings



The Allegro Super Soft Standing Slings are a softer version of the standing slings. These slings provide support for those using a standing lifter. The slings also provide easy removal of clothing for toilet transfers. Allegro Standing Slings are recommended on standing hoists for weight bearing patients only. The Standing Slings are available in either buckle clip or loop attachments, suiting a wide variety of hoists. It comes standard with a soft neoprene velcro waist strap.

Specifications

SWL	220kg
Material available	Fabric
Sizes	M, L, Custom
Compatible with	Clip and Loop





Walking Slings

Walking Slings help to provide support & assist when walking in the rehabilitation environment. Used with ceiling track hoists & compatible floor hoists, these slings provide a safe & supportive aid to assist with those with walking difficulties. Designed to be simple & safe to use for both home & institutional patient use. Manufactured in fully quilted fabric, preventing fabric buckling making this sling comfortable & easy to use.



Specifications

SWL	300kg
Material available	Fabric
Sizes	S, M, L, XL, XXL, Custom
Compatible with	Standard yoke, 3-point yoke, 4-point yoke



Rigid Stand-aid Sling

Semi Rigid Corset Style Aid Slings provide additional support and security for the users with a deep back design. Hook and loop fixing waist support with two sets of side release buckles for user safety. Padded underarm rolls for extra comfort. Suitable for those end users who have some load bearing capabilities and some core stability. Great all round stand assist sling suitable for varied patient scenarios.

**Patient must have good core stability and weight bearing ability*



Specifications

SWL	220kg
Material available	Polyester
Sizes	XS, S, M, L, XL
Compatible with	Clip fixing spreader bar



Walking Harness

The gender specific **Standard Walking Harness** is used to encourage the patient in standing and walking. Worn like a belt with two side release buckles for user security. Padded underarm rolls for user comfort. Silvalea has designed a selection of stand aid or stand assist slings and harnesses which specifically address anatomy pressure points and suitability for gender as well as considering for activity, such as rehabilitation and comfort.

Male - features separate groin straps with sheepskin covers for user comfort. Quick to apply side release buckles fix these groin straps to the front of the harness.

Female - features a full piece groin section that is shaped for maximum comfort and support. Specifically designed for the female form.

**Patient must have good core stability and weight bearing ability*

Specifications

SWL	220kg
Material available	Polyester
Sizes	XS, S, M, L, XL
Compatible with	Loop fixing spreader bar

IN-SITU SLINGS



In-Situ Fastfit Slings

The High Easy Replacement Slings are a full body, divided leg patient sling with an excellent head support. These styles of slings are very supportive and cocooning as well as being easy to apply. They are supplied with clip fixings and have padding to the legs as standard. They are suitable for use on stud fixing spreader bars & pivot frames.

The In-Situ slings are manufactured in the Silva-Superfine or Silva-Superfine Plus material, making them suitable to be left under patient for extended periods of time.

Specifications

SWL	220kg
Material available	Parasilk
Sizes	XS, S, M, L, XL
Compatible with	Loop fixing spreader bar



In-Situ Straight Leg Slings

In-Situ Full Body Patient Transfer Sling with divided leg.

This straight leg sling has an integral head support with removable support bones and is cocooning, easy to apply, with low friction fabric on leg sections. This loop fixing sling has detachable tapes for greater comfort In-situ.

The full body straight leg sling can also be ordered with additional waist or chest support if required. Optional hip tapes can also be added to provide additional support to the hip area. Soft binding as standard across the Silvalea In-situ range for greater user comfort. Once the patient has been transferred this sling can be left In-situ, subject to an appropriate risk assessment.

Specifications

SWL	220kg
Material available	Parasilk, Superfine, Superfine PLUS
Sizes	XS, S, M, L, XL, XXL
Compatible with	Loop fixing spreader bar



In-Situ High Easy Slings

The High Easy Replacement Slings are a full body, divided leg patient sling with an excellent head support. These styles of slings are very supportive and cocooning as well as being easy to apply. They are supplied with clip fixings and have padding to the legs as standard. They are suitable for use on stud fixing spreader bars & pivot frames.

The In-Situ slings are manufactured in the Silva-Superfine or Silva-Superfine Plus material, making them suitable to be left under patient for extended periods of time.

Specifications

SWL	220kg
Material available	Parasilk, Superfine, Superfine PLUS
Sizes	XXS, XS, S, M, L, XL, XXL
Compatible with	Loop, Clip, Dual spreader bar



In-Situ Deluxe Leg Slings

The In-Situ Deluxe Leg Slings are full body supportive patient slings that are very popular with users. The design of these slings allow for easy application and offer good support to the hip and thigh areas with full femur support. It comes standard with a built in head support with additional head support tapes and removable bones. The head support tapes allow for the users head support to be fully supportive even when the bones are removed. Parasilk on the leg sections allows for easier insertion. When optional hip tapes are inserted, pressure is reduced from behind the knee and hip areas. This patient sling can only be applied in the divided leg position. This style of sling has successfully been used with all conditions including active users and asymmetrical body shapes.

Specifications

SWL	220kg
Material available	Parasilk, Superfine, Superfine PLUS
Sizes	XXS, XS, S, M, L, XL, XXL
Compatible with	Loop fixing spreader bar



In-Situ Long Seat Slings

The In-situ Long Seat Slings are manufactured with a padded roll along the edge of the leg area for additional user comfort. They come standard with a head support & the provision for hip tapes. The hip tapes are available as an optional extra. This style of patient sling is a full body supportive sling, generally applied on the bed as it does not have a divided leg section. The client should be hoisted with their legs in a hammock position. A slightly reclined transfer position & either a chest support or waist support should also be considered with this style due to the open pick up position.

A commode aperture can be added but is not recommended for in-situ use, especially for those who may be prone to pressure ulcers around the sacral area.

Specifications

SWL	220kg
Material available	Parasilk, Superfine, Superfine PLUS
Sizes	XXS, XS, S, M, L, XL
Compatible with	Loop fixing spreader bar

HYDROTHERAPY SLINGS



Birthing Slings (Manual and Hoist Version)

The Manual Silva Birthing Slings are manufactured in a soft mesh fabric with large holes that allow for easy drainage of water from the sling. It has four colour coded grab handles either side of the sling for ease of identification and positioning. These slings can be easily introduced when needed for a quick and easy evacuation from the pool should an emergency situation arise.

The hoisting version of the Silva Birthing Sling is manufactured in a soft mesh fabric with large holes that allow for easy drainage of water from the sling. It has three colour coded pick up tapes either side of the sling for ease of identification and positioning.

Specifications

SWL	220kg
Material available	Mesh
Sizes	One universal size
Compatible with	Hoist version: Clip Fixing spreader bar



Floatation Slings

The In-Situ Deluxe Leg Slings are full body supportive patient slings that are very popular with users. The design of these slings allow for easy application and offer good support to the hip and thigh areas with full femur support. It comes standard with a built in head support with additional head support tapes and removable bones. The head support tapes allow for the users head support to be fully supportive even when the bones are removed. Parasilk on the leg sections allows for easier insertion. When optional hip tapes are inserted, pressure is reduced from behind the knee and hip areas. This patient sling can only be applied in the divided leg position. This style of sling has successfully been used with all conditions including active users and asymmetrical body shapes.

Specifications

SWL	up to 89kg
Material available	Mesh
Sizes	XS, S, M, L
Compatible with	Loop fixing spreader bar



SPECIALISED SLINGS



Low Convenience Slings

The Continental Low Convenience Replacement Slings are manufactured in a structured polyester with a semi rigid foam lining to the legs & back section of the sling, giving increased support for the patient. The removable stiffeners also provide additional support. This sling features a waist support channel and underarm padded rolls provide comfort for the patient. The Low Convenience patient sling is an excellent alternative to a standard toilet sling as it provides increased support for those users with more variable body tone, while still allowing good access to clothing in order to carry out toileting or hygiene transfers. The firmness of the sling makes it easy to apply.

Specifications

SWL	220kg
Material available	Polyester, Mesh
Sizes	XS, S, M, L, XL
Compatible with	Loop fixing spreader bar



Low Back Slings

The Low Back Slings are manufactured in a structured polyester with a semi rigid foam lining to the legs and back of the sling, giving increased support for the patient. The removable stiffeners also provide additional support. These slings feature a waist support channel and come as standard with a removable and elasticated waist support. These Low Back Slings are an excellent alternative to a standard toilet sling as they provide increased support for those users with more variable body tone, whilst still allowing good access to clothing in order to carry out toileting or hygiene transfers. The firmness of the sling makes it easy to apply, comfortable and allows for the users arms to be on the inside of the sling.

Specifications

SWL	220kg
Material available	Polyester, Mesh
Sizes	XS, S, M, L, XL
Compatible with	Loop fixing spreader bar



Highback Slings

The Highback Slings are very supportive slings and feature comfort padding to the leg sections & removable stiffeners to the back section. Available in either polyester or a soft mesh material. This sling comes as standard with a built in head support & waist support channel, a detachable elasticated waist support can be purchased as an optional extra. The detachable waist supports are available in a variety of sizes. These Universal Highback Continental Slings are a full body supportive sling with divided leg sections and allow good commoding access. They are easy to apply, either from bed, floor or chair and are used for general transfers for compliant patients.

Specifications

SWL	220kg
Material available	Polyester, Mesh
Sizes	XS, S, M, L, XL
Compatible with	Loop fixing spreader bar



Stretcher Slings

The Stretcher Slings are one piece full body supportive patient slings with a hinged section that allows the back to be raised and lowered when required. They feature three separate plastic boards for stability (torso, leg and feet), which can be removed for laundering purposes. It can be supplied with or without a commode aperture. These slings are widely used in orthopaedic departments when a completely supine or prone position is required for transferring. The slings are manufactured in a mesh material and come complete with a removable soft neck roll and waist support. All tapes are fully adjustable for accurate positioning.

Specifications

SWL	220kg
Material available	Mesh
Sizes	XS, S, M, L, XL
Compatible with	Loop fixing spreader bar

SPECIALISED SLINGS



Silva-Comfi High Easy Slings

The **Silva-Comfi High Easy sling** with universal clip has been manufactured with additional built in padding between the head support bones and legs to offer superior comfort for end users who require additional comfort on transfer. This full body sling transfers in a slightly reclining position and due to the additional padding on the back of the sling and legs, offers a particularly supportive cocooning transfer experience. Ideal for clients with skin integrity issues or end users that require a higher level of comfort due to a medical condition (brittle bones etc.). A divided full body general transfer sling. Designed specifically for an easy application in numerous transfer situations.

Specifications

SWL	220kg
Material available	Silva-comfi Polyester
Sizes	XS, S, M, L
Compatible with	Loop or stud fixing spreader bar



Silva-Comfi High Easy Toileting Slings

The **Silva-Comfi High Easy Toileting (Convenience) Sling** has added comfort padding to the back and integral head support making it suitable for a range of patient scenarios. Specifically designed to aid end users who require a higher level of comfort due to specific medical conditions. Supplied with extra padded under arm rolls and leg sections, ideal for clients with skin integrity issues. Non-slip waist support, side release buckle and clip fixings suitable for stud fixing spreader bars. Large opening around lower body ensures hygienic toileting and makes clothing changes easier. Quick to fit, this sling is extremely comfortable thanks to the additional pressure reducing qualities specifically designed for this purpose. The High Easy Convenience sling transfers in a slightly reclined position for those with limited head, trunk or hip control, keeping arms on the outside of the sling allowing for freedom of movement.

Specifications

SWL	220kg
Material available	Silva-Comfi Polyester
Sizes	S, M, L, XL
Compatible with	Stud fixing spreader bar



Silva-Comfi Toileting Slings

The Silva-Comfi Toileting (Convenience) Sling has been designed with maximum comfort in mind. Unlike Silvalea's standard Toileting sling the Silva-Comfi has built in COOLMAX technology which has a built in perspiration management system to help to reduce skin temperature. The addition of extra comfort underarm padded rolls as well as a fully padded panel to centre back and legs offers a comfortable and pressure reducing transfer.

Designed for ease of use when dressing and toileting, this sling is suited to those with good upper body control but is also perfect for those end users with medical conditions which require greater comfort and padding such as those with brittle bones and skin integrity issues.

Specifications

SWL	220kg
Material available	Silva-comfi Polyester
Sizes	XS, S, M, L
Compatible with	Loop fixing spreader bar



Silva-Comfi Fastfit Slings

The Silva-Comfi Fastfit Sling provide even greater comfort than Silvalea's standard full body general patient sling, with additional pressure reducing padding in the form of a backpack situated within the main body of the sling. This additional padded backpack alleviates pressure during transfer and delivers superior comfort. Suitable for a range of patient scenarios. Specifically designed to aid end users who require a higher level of comfort due to a medical condition, for instance; brittle bone, ulceration, skin integrity issues. A quick to apply transfer sling with divided leg can be used in a hammock position.

Comes with back and leg support as well as optional extras such as chest or waist support and hip tapes. Ideal for clients with skin integrity issues. Designed specifically for an easy application in numerous transfer situations.

Specifications

SWL	220kg
Material available	Silva-Comfi Polyester
Sizes	XS, S, M, L, XL
Compatible with	Loop fixing spreader bar

BARIATRIC SLINGS



Bariatric Deluxe Slings

The **Silva-Supreme Deluxe Sling** is manufactured in a structured (heavy duty) polyester, with soft double layer pacer on the leg sections and soft binding for optimum client comfort. Parasilk on the leg sections help to assist with the applications of the sling.

This sling design allows for two tailoring options to cover differing bariatric body shapes. The inclusion of shoulder tucks on this design gives a 'blousing effect' on the sling, enabling excess weight in the back area to be encompassed within the sling ensuring better pack support for the client during the transfer process.

**Measurements are given for guidance and only reflect the design stated*

Specifications

(Size)	Sling Width	Sling Height	Width across the back of shoulders
BR1	122 cm	75 cm	80-110 cm
BR2	175 cm	75 cm	120-140 cm

SWL	500kg
Material available	Fabric
Sizes	BR1, BR2
Compatible with	An appropriate hoist with the relevant SWL



Bariatric General Purpose Slings

The **Silva-Supreme General Purpose Sling** are manufactured in a structured (heavy duty) polyester with soft double layer pacer on the leg sections and soft binding for optimum client comfort.

Parasilk on the leg sections help to assist with the application of the sling. The sling design allows for two tailoring options to cover differing bariatric body shapes. Each sling in the Silva-Supreme range is manufactured using bearers and longer sew on tape positions for additional security giving peace of mind for both client and carer.

**Measurements are given for guidance and only reflect the design stated*

Specifications

(Size)	Sling Width	Sling Height	Width across the back of shoulders
BR1	122 cm	75 cm	80-110 cm
BR2	175 cm	75 cm	120-140 cm

SWL	500kg
Material available	Fabric
Sizes	BR1, BR2
Compatible with	An appropriate hoist with the relevant SWL

Single Patient Use Slings



Teh Single Patient Use Lifting Slings have been developed to combat crosscontamination of patients through the sharing of soiled fabric products. They have a safe weight capacity of 200kg. These slings are available with loop or clip (stud) fixing and have been tested for compatibility across a wide range of patient lifting hoists. They feature slight padding to the leg sections and a stiffened head support. Tailored shoulder and commode areas help to ensure a more fitted finish.

**Come in boxes of 10. Not washable*



Specifications	
SWL	200kg
Sizes	S, M, L, XL
Compatible with	Loops or Clips

CUSTOM SLING DESIGN SCRIPT

Date _____ Therapist _____ Therapist Email _____

Client's Name _____ NDIS # _____ DOB _____

1. CHOOSE A BASE SLING DESIGN (recommended) plus your preferred fixing

Base Sling Design	Loop	Clip	Universal	Dual (Clip)	Dual (E-clip)
General Purpose					
General Purpose Head Support					
Care					
Care Head Support					
Junior					
Amputess					
Deluxe leg					
Walking					
Pivot					
Pivot care					
Standing Transfer					
Super Soft					
Other (Please specify sling design)					

2. CHOOSE A BASE SLING SIZE (If you have selected "Other", please provide generic dimensions (A-D) plus any other relevant dimensions in the sketch box provided on the next page.).

Base Sling Size					
Extra Small		Small		Medium	
Large		X Large		XX Large	
Other					

3. CHOOSE A STANDARD MODIFICATION

MOD 001 - add /change torso belt

Torso Belt (come standard with care sling)					
Buckle		Neoprene/Buckle Over		Custom Length	
Velcro		Neoprene/ Velcro		Custom Width	
Comment					

MOD 002 - add /reduce head support

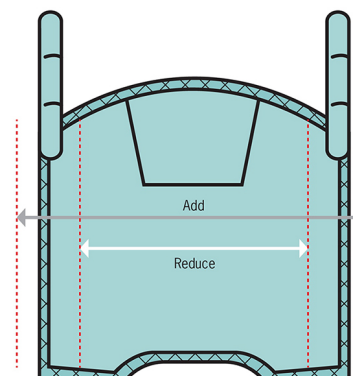
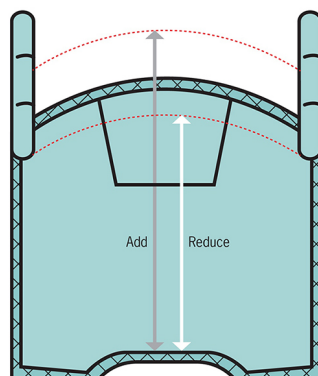
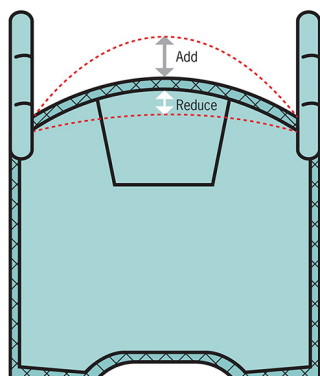
Head Support	
Add Head Support	cm
Reduce Head Support	cm

MOD 003 - add /reduce body length

Body Length	
Add Body Length	cm
Reduce Body Length	cm

MOD 004 - add /reduce body width

Head Support	
Add Body Width	cm
Reduce Body Width	cm



NB - Body width adjustment will not affect generic external profile of sling.



Active Mobility

Active Mobility Systems

Unit 8, 110-120 Silverwater Rd., SILVERWATER 2128 NSW

P: 02 9649 2111 F: 02 9649 8506

W: www.activemobility.com.au E: sales@activemobility.com.au

