



Bodypoint®

STRENGTHEN YOUR POSITION



Positioning Champions

It's personal.

Whether competing athletically or reaching for a towel, the right position allows wheelchair users to make the most of their abilities. Beyond health benefits, an upright posture that is comfortable and optimally functional is a personal and professional priority for you...and us.

At Bodypoint®, while we work tirelessly to create extraordinary positioning products, our true mission is always top of mind. We are helping people achieve their full potential. We are champions of positioning.



Josh Dueck Professional Skier, Paralympian and Bodypoint® user
Photo: Marcus Hartman



Standards help strengthen your position

Standards-tested products can be trusted to deliver the fit, durability, safety and performance you expect and deserve. You can have greater confidence in the devices you sell, buy, apply and wear—empowering you to be a positioning champion.



4-7

PELVIC POSITIONING

- Padded Hip Belts
- Evoflex® Pelvic Stabilizer
- T-Slot Fastener Kit



8-11

ANTERIOR CHEST SUPPORTS

- PivotFit™ Shoulder Harness
- Stayflex™ Chest Support
- Monoflex™ Chest Support
- Trimline Shoulder Harness



12-13

SPECIALTY POSITIONING

- Aeromesh® Rapid Dry Bath Belts
- Universal Elastic Strap
- Leg Harness
- Quick Release Connector



14-15

POWER CHAIR COMPONENTS

- Midline Joystick Mounting Kits
- Tri-Lock Modular Clamp
- Joystick Handles



16

LOWER POSITIONING

- Ankle Huggers®
- Support Straps
- Aeromesh® Calf Supports



17

MEASUREMENT GUIDES

BARRY

Barry's enthusiasm for life and adventure is contagious. An intrepid explorer, his extreme sports exploits give him a unique way to test the limits of his equipment. Barry discovered more stability and mobility using the Evoflex® Pelvic Stabilizer.

See what Barry has to say at
bodypoint.com/success-stories



Bodypoint® Hip Belts

Laminar Pads™

Pioneered by Bodypoint, tapered pads distribute pressure, follow curves without wrinkling, and keep their shape over time.

Setting the Standard for Quality

Made in-house on automated sewing machines, every stitch is consistent and rigorously tested to surpass ISO standards for the most demanding users.

Patented Buckles

To meet the special challenges of rehab, our patented buckles ensure reliability, slip-resistance, and offer a range of release options to fit individual needs.



Configure a Bodypoint® Hip Belt

1 SELECT BELT TYPE



Two-Point Hip Belt*

Simple to use and easy to clean, padded hip belts comfortably support postural alignment.



Four-Point Hip Belt*

Extra anchor points prevent belt from moving up the abdomen ensuring that the pelvis remains stable and aligned.



Evoflex® Pelvic Stabilizer

Stiffened straps hold belt upright for easy closure and clutter-free use. Close fit provides additional stability and control.

**Available in non-padded and Sub-ASIS compatible styles. Sub-ASIS pads sold separately. See website or Price List for part numbers.*

2 SELECT BUCKLE



Push-Button

Smooth, rounded corners prevent snagging. Remove to clean or replace with Reduced Access Cover or Security Cover (sold separately).



Swivel

Low profile, lightweight, discreet



Side-Release

Lightweight, crush-resistant, prevents accidental release



Metal Push-Button

Strong, secure, pediatric size



Rehab Latch™

Operate easily with limited hand function

OPTIONAL COVERS:



Reduced Access Cover

FS018D-1 1-1/2", Ø14mm button
Use with M46 belts

FS019D-1 2", Ø14mm button
Use with L62 belts



Security Cover

FS018C-1 1-1/2", Ø6mm button
Use with M46 belts

FS019C-1 2", Ø6mm button
Use with L62 belts

3 SELECT PULL TYPE



Center-Pull Hip Belt

For low muscle tone or weakness



Dual-Pull Hip Belt

Greater adjustment to accommodate clothing and weight changes



Rear-Pull Hip Belt

For high muscle tone and pelvic rotation. Position and secure one side of the pelvis before the other.

4 OPTIONAL SUB-ASIS PADS



Increase stability and pelvic control just below the ASIS (Anterior Superior Iliac Spine) while reducing abdominal pressure. Secure gel-filled Sub-ASIS pads to the backside of Sub-ASIS Compatible Belt and Evoflex Pelvic Stabilizer. Sold separately.


5 SELECT END-FITTING



-B1 Flat-Mount™

Versatile, lowest profile

OR



-B2 Cinch-Mount™

Time saving, precise, easy adjustment

6 OPTIONAL HARDWARE



HW303 FrameSaver™ Clamp

Frame type: ●
Fits Ø22mm (7/8") & 25mm (1") tubes,
Shim fits Ø19mm (3/4") tubing, sold separately



HW320 Band Clamp

Frame type: ●●●●
Fits Ø22mm (7/8"), 25mm (1"), 27 x 33mm
(1-1/16" x 1-5/16"), 29mm (1-1/8"), 30mm
(1-3/16"), 32mm (1-1/4")



HW310 Frame Clamp

Frame type: ●●
Fits Ø22mm (7/8") & 25mm (1") tubes



T-Slot Fastener Kit

Frame type: C
HKA6 6mm (1/4") **HKA10** 10mm (3/8")
Direct mount belts to power wheelchair
slotted seat rails



HW312 Seat Tube Mounting Bracket Kit

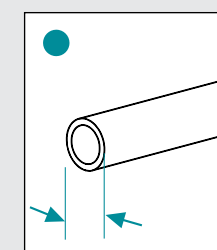
Frame type: ●
Mounting solution for chairs with sling seat
upholstery or to use on top of a solid seat base



HKA12 Belt Mount Extension Kit

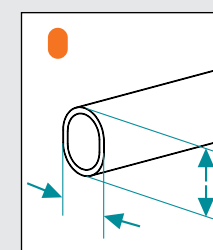
Extend belts and span obstructions to
mounting of Belt End-Fittings

USER'S GUIDE: FRAME TYPES



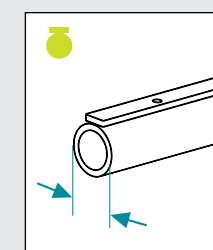
Round

Ø19, 22, 25, 29,
30, 32mm



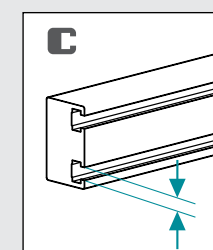
Oval

Quickie Wheelchairs
27mm x 33mm



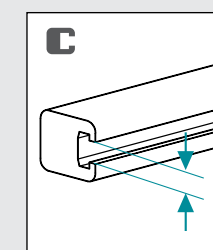
Tube

with Threaded Holes for
Seat Upholstery Strip



Permobil Unitrack

6mm T-Slots



Invacare and Pride

10mm T-Slots

LUKE

Luke benefits from a properly fit harness. By measuring his shoulder width, the accurately-sized PivotFit Shoulder Harness helped improve his respiration, head control and overall comfort.

Learn more about Luke at bodypoint.com/success-stories

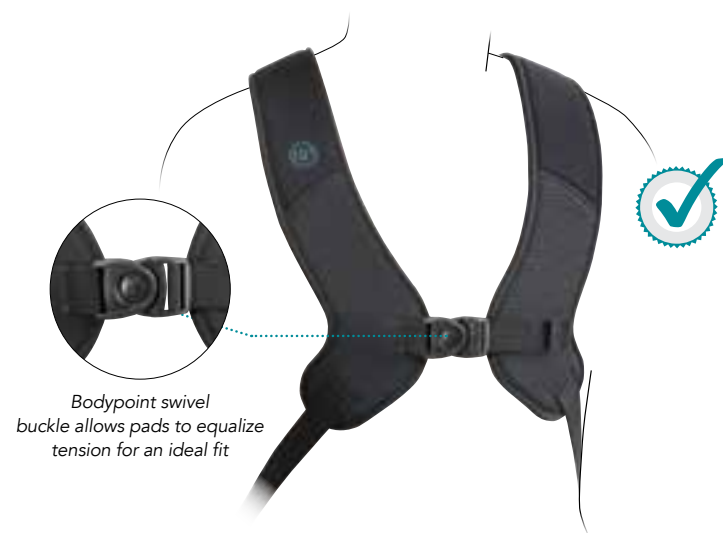


Patented dual-zone elasticity distributes stretch and pressure evenly for increased comfort and support (PivotFit™ Dynamic only).

Unique shape contours to the shoulders and ribcage for a more supportive, comfortable fit.

New, one-of-a-kind, high-strength swivel buckle allows the pads to pivot into the best placement for the user's body shape and comfort.

Choose the right support for comfort, fit and function



PivotFit™ Shoulder Harness*

Promotes upright posture for improved breathing, head control and stability through appropriate shoulder positioning

- Comfortable support from body-contouring shape
- Individualized fit from high-strength swivel buckle which precisely position pads
- Available in Dynamic or Non-Stretch styles



Dynamic
Encourages movement to reduce tone



Non-Stretch
Reduces movement to address positioning needs



Stayflex™ Chest Support*

Actively stabilizes the trunk while encouraging shoulder movement for long-term stability and performance

- Patented dual-zone elastic construction virtually eliminates upward shifting of chest support when the user leans forward
- Unique materials provide an optimal balance between stretch and resistance
- Standard and narrow styles available with and without zipper.



Standard
Comfortable with a controlled amount of stretch



Narrow
Comfortably fits women and users with smaller frames



Dynamic Monoflex™ Chest Support*

Promotes free arm movement with minimal yet strong abdominal/chest support

- High-strength elastic padding comfortably stabilizes the trunk without over-stretching
- High-strength swivel buckles combined with double-tapered padding distribute pressure across the chest
- Available in Underarm Release with front-pull adjustment (above) or Center Release (below) styles



Monoflex™ Center Release
Reduces bulk under the arms and fits under lateral trunk pads for added stability.



Trimline Shoulder Harness*

Provides aggressive shoulder retraction with maximum freedom of movement across the chest


- Fits women comfortably and modestly with tapered pads and a buckle-free front
- Independent pads for versatile configurations: Crossed at the sternum (above) or Backpack style (below)



Backpack configuration,
for greatest shoulder control

*Always use an anterior positioning device with a properly fitted pelvic support belt.

1 SELECT VERSATILE PULL-STYLE



Rear-Pull
Adjusts away from the user. Ideal for thicker backrests



Front-Pull
Adjusts from behind or in front of the user




Front-Pull Adjustable Length Top Straps
Permits mounting to any type of backrest or mounting bracket

2 SELECT END-FITTING



-B1 Flat-Mount™
Versatile, lowest profile

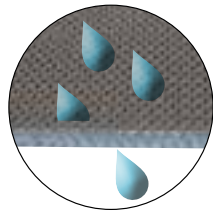
OR



-B2 Cinch-Mount™
Time saving, precise, easy adjustment



FS032-2 Cam Buckle, 1/4" Hole
For frequent length adjustment on Stayflex, PivotFit and Trimline Harnesses. Mount to solid backrest. Sold separately.



Water and air easily pass through Aeromesh® fabric

Aeromesh® Rapid-Dry Bath Belts

Soft against bare chest, abdomen, knees and legs

- Allows a complete wash and quick dry as water, soap and air flow freely through Aeromesh® fabric
- Quickly open, close and adjust oversized side release buckles and D-Rings



Original Two-piece, grommets

Grommet Mount: Screw corrosion-resistant stainless steel grommets to bath chair frame with a screw, Bath Belt Release Knob (shown, right) or Bodypoint mounting clamps (see page 7)



Quick release knobs facilitate cleaning and adjustments (FA812-BP-2, sold separately, in pairs)



One-piece, grommets



One-piece, plastic slides

Plastic Slides: Wrap webbing end around the bath chair frame and secure with slide



Universal Elastic Strap

Positions the body temporarily during fittings or sport with highly stretchable, soft material

- Easy-grasp hook-and-loop end tab with a convenient thumb hole for users with limited hand function
- Use on the chest, abdomen, lap and legs

SP110S 142cm (56") x 8cm (3")

SP110L 142cm (56") x 11cm (4-1/2")

SP110XL 142cm (56") x 15cm (6")



Elastic Extension Strap

Combine with the Universal Elastic Strap to increase its length

SP111S 72.5cm (28-1/2") x 8cm (3")

SP111L 72.5cm (28-1/2") x 11cm (4-1/2")

SP111XL 72.5cm (28-1/2") x 15cm (6")



JORDAN

Using the PivotFit™ Shoulder Harness, Jordan gained stability and head control. This enables him to successfully operate a head array mouse system for computer use in school and for fun.

Learn more about Jordan at bodypoint.com/success-stories



Leg Harness

Provides resistance to pelvic rotation and obliquity by holding each leg at the inner thigh without limiting anterior movement or pressing on the bladder.

LH600S-B1 OR -B2

23cm (9") x 4cm (1-1/2")

LH600M-B1 OR -B2

33cm (13") x 4.5cm (1-3/4")

LH600L-B1 OR -B2

38cm (15") x 5cm (2")



Quick Release Connector

Designed for users with weak hand function, the patented Quick Release Connector's push-to-close, pull-to-release function can be easily operated with one hand and locked for extra one- or two-stage release as needed. Its slim 1/2" profile provides close-fitting attachment along the seat and backrest.

HW311-2



Midline Joystick Mounting Kits

2 SELECT MOUNTING CLAMP

Tri-Lock™ Modular Mounting Clamp

Rail Mount (PC010) shown on Rotating Shaft (Fits Permobil Unitrack and Pride T-Slotted armrests)

Tube Mount (PC011) shown below (Fits Invacare Ø22 mm, 7/8" round-tube armrests)

1 SELECT JOYSTICK MOUNTING ADAPTERS



3 SELECT MIDLINE ARM

Midline Arm
Straight arm model shown

TRI-LOCK™ ROTATING SHAFT (PC024)

Navigate power chairs with smooth precision and prevent accidental rotation from driving position

Quick-Release Lever (FA171)
Easily adjust and remove Tri-Lock™ Shaft



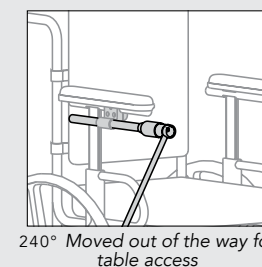
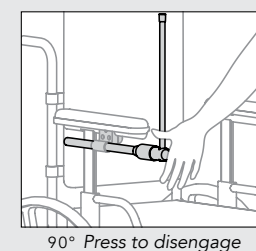
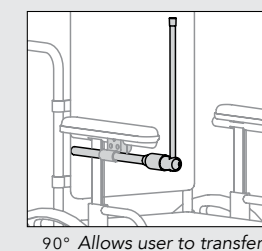
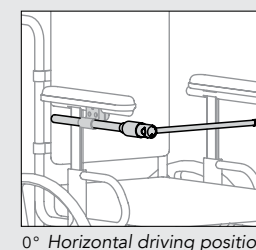
ADDITIONAL KIT OPTIONS

Lightweight and corrosion-resistant black anodized aluminum, Midline Arms are versatile products for mounting power chair joystick controllers. Position joysticks over lap trays, above or below armrests, in driving position or over the shoulder on chin-controlled systems. Bend or cut for a perfect fit and support up to 13.6kg (30lbs) of communication device and joystick weight. Available in Straight, J- or L-Shapes.



Tri-Lock™ Rotating Shaft Positions

Shown with a Straight Midline Arm Bracket.



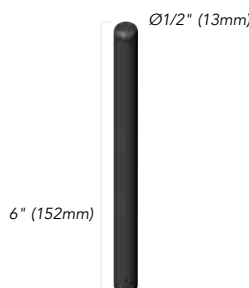
3" U-Shaped
PC101A Fits stem size: Ø3/16"
PC101B Fits stem size: Ø1/4"



4" U-Shaped
PC102A Fits stem size: Ø3/16"
PC102B Fits stem size: Ø1/4"



Ball knob
PC103A Fits stem size: Ø3/16"
PC103B Fits stem size: Ø1/4"



Straight
PC104A Fits stem size: Ø3/16"
PC104B Fits stem size: Ø1/4"



Rubber Dome
PC107A Fits stem size: Ø3/16"
PC107B Fits stem size: Ø1/4"



2" Rubber Mushroom Head
PC108AS Fits stem size: Ø3/16"
PC108BS Fits stem size: Ø1/4"



2-1/2" Rubber Mushroom Head
PC108AL Fits stem size: Ø3/16"
PC108BL Fits stem size: Ø1/4"



Aluminum Top
PC109A-BLUE Fits stem size: Ø3/16"
PC109B-BLUE Fits stem size: Ø1/4"



TODD

"As a man with C4 quadriplegia, my world is in millimeters. My Bodypoint Midline Joystick, gives me independence allowing me to drive with my chin – this is critical to my success! I've had the Midline now for more than a decade and it has not failed. Period."

Learn more about Todd at bodypoint.com/success-stories

ADITYA

Aditya likes his equipment to be discreet. The Bodypoint Ankle Huggers support straps hold his feet securely in place. This prevents his feet from slipping off the footrest due to a spasm or bumps when traveling.

Learn more about Aditya at bodypoint.com/success-stories

Ankle Huggers® Support Straps

Retain precise foot position to balance the lower body in response to upper body movement

- Evenly distribute pressure around the ankle with patented shape
- Comfortable and dynamic alternative to rigid shoe holders and straps
- Available with following closures
- Side-Release (FT220, shown) for long-term use
- Hook and loop (FT210) for independent opening and closing



Padded Aeromesh™ Calf Supports

Distributes lower extremity pressure evenly and control flexion without the risk of bruising

- Promotes air flow while maintaining shape with proprietary Aeromesh material bonded to durable stiffener
- Keep feet safely and comfortably on foot plates



Aeromesh® Calf Panel

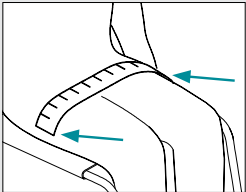


Aeromesh® Calf Straps



Hip Belts and Evoflex® Pelvic Stabilizer

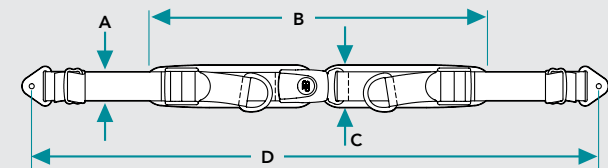
1. Determine the most effective position for the belt.
2. Using a flexible tape measure, the distance over the body. This corresponds to the belt's padded length (measurement B).
3. Select the belt size.



Belt Size	Range
S38	30-38cm (12-15")
M46	39-46cm (15-1/2 - 18")
L62	47-62cm (18-1/2 - 24-1/2")
L82	63-82cm (25 - 32")
L92	83-92cm (32-1/2 - 36")

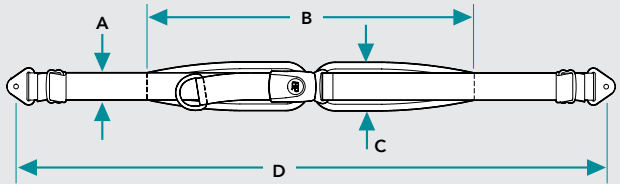


Watch videos to learn more at www.youtube.com/user/BodypointInc



Product Measurements for Rear-Pull Hip Belts

Size	A	B	C	D
S38	2.5cm (1")	38cm (15")	5cm (2")	117cm (46")
M40	4cm (1-1/2")	40cm (15.75")	5.5cm (2-1/4")	142cm (56")
M46	4cm (1-1/2")	46cm (18")	5.5cm (2-1/4")	142cm (56")

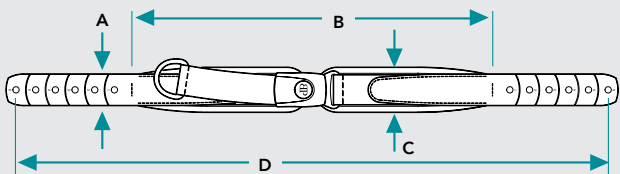


Product Measurements for Center-Pull and Non-Padded Hip Belts

Size	A	B	C	D
S38	2.5cm (1")	38cm (15")	5cm (2")	117cm (46")
M46	4cm (1-1/2")	46cm (18")	6cm (2-1/4")	142cm (56")
L62	5cm (2")	62cm (24-1/2")	7cm (2-3/4")	155cm (61")

Bariatric

Size	A	B	C	D
L82	5cm (2")	92cm (36")	9cm (3-1/2")	206cm (81")
L92	4cm (1-1/2")	46cm (18")	10cm (4")	206cm (81")

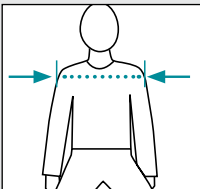


Product Measurements for Evoflex® Pelvic Stabilizers

Size	A	B	C	D
S38	2.5cm (1")	38cm (15")	5cm (2")	63cm (24-3/4")
M46	4cm (1-1/2")	46cm (18")	6cm (2-1/4")	76cm (29-3/4")
L62	5cm (2")	62cm (24-1/2")	7cm (2-3/4")	96cm (37-3/4")

Stayflex™, PivotFit™ and Trimline Shoulder Harnesses

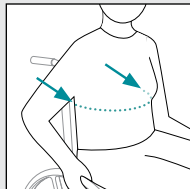
Measure shoulder width. If the shoulder width falls between two sizes, consider other factors such as growth, weight changes, and clothing.



Size	Shoulder Width
XS	24-28cm (9-1/2-11")
S	28-33cm (11-13")
M	33-41cm (13-16")
L	41-48cm (16-19")
XL	48-56cm (19-22")

Monoflex™ Chest Support

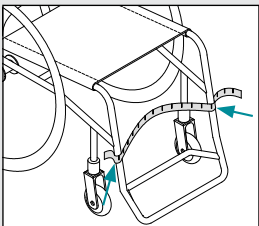
Measure the user's trunk around the front and sides at the height at which the Monoflex™ will be worn. Refer to the fit range chart.



Size	Min/Max Fit Range
XS	36-45cm (14-17-1/2")
S	46-55cm (18-21-1/2")
M	56-65cm (22-25-1/2")
L	66-75cm (26-29-1/2")
XL	76-85cm (30-33-1/2")

Aeromesh® Calf Supports

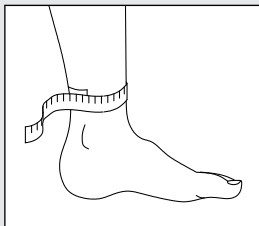
For proper fit, measure the wrap distance around the user's legs from the outside of the wheelchair.



S	35 - 40cm (14-16")
M	40 - 50cm (16-20")
L	50 - 61cm (20-24")

Ankle Huggers® Support Straps

Measure circumference above ankle.



XS	17cm-18cm (5-1/2-7")
S	17cm-20cm (5-1/2-8")
M	19cm-23cm (7-1/2-9")
L	22cm-29cm (8-1/2-11-1/2")
XL	28cm-33cm (11-13")

Everything's better on the web

Visit Bodypoint.com to configure part numbers,
find product measurements and watch videos on your schedule.



**Bodypoint customers,
register on Bodypoint.com to:**

- Create quotes
- Place orders
- Track shipments
- View all account activity



Learn more at bodypoint.com

206.405.4555 | Seattle, USA | © 2016 Bodypoint. All Rights Reserved. BMM002 2016.3



STRENGTHEN
YOUR
POSITION